



**2017
Jack Russell
Terrier Club of
America
Child and Youth
Handbook and
Study Guide**



This booklet is intended to give all youth (and their parents) entering a JRTCA child or youth class at a sanctioned trial a better idea of what to expect of the competition.

This booklet is dedicated, with appreciation to:

**Brittany Yarbrough & Shelley Holland
who contributed the majority of the information,**

**Deb Fisher and Lisa Dernick-
National JRTCA Youth committee,**

and

**All the recognized Judges who contributed
questions and suggestions.**

**Compiled by Sue Anne Wilson,
JRTCA Special Projects Co-coordinator**

We would like to take the opportunity to welcome you to a new year of JRT fun with new faces, new challenges and lots of good times. There are just a few rules.

- 1. Have Fun**
- 2. Learn to be responsible dog handlers**
- 3. Always show Good Sportsmanship**
- 4. Preserve, Protect and Work the Jack Russell Terrier**
- 5. Have fun**

If and when you have any questions about the Youth Division or about any of the Youth Division classes, you should know that any of the JRTCA judges will be happy to talk with you, help you and answer any of your questions.

Talk to breeders and other seasoned exhibitors who will gladly visit with you and share their knowledge about Jack Russells. That is what we are here for...to help you and to answer your questions. If we do not know the answer to your question, we will find it!

A FEW GOOD TIPS...

- Make sure you get your registration packet(s) and check the information**
 - Pay attention and be on time for your class**
 - Keep your dog on the left side of you**

Always keep a baggie in your pocket to pick up after your dog

- Know your JRT facts**
- Exhibit good sportsmanship**
- Listen to and follow directions**
 - Be knowledgeable**
- Enjoy yourself and your terrier**
 - SMILE!**

Remember, ribbons last for a day -- good sportsmanship and memories last a lifetime!

Contents:

- 1) JRTCA Youth rules (as of 2017)**
- 2) JRTCA Youth Division Guidelines**
- 3) What to expect in Child/Youth
Handler Class**
- 4) Frequently Asked Questions**
- 5) Know Your Quarry**
- 6) JRT Characteristics**
- 7) JRT Anatomy**
- 8) The Jack Russell Terrier:
A Working Dog**

YOUTH HIGH SCORE DIVISION RULES

1. The sanctioned Youth Division is open to JRTCA child and/or youth members in the following age brackets: Child Handler (ages 5 thru 9) and Youth Handler (ages 10 thru 16).

A child/youth exhibitor's age is determined as of January 1st of the current calendar year except for those children turning five years of age. They may begin competing in Child Handler any time following their fifth birthday.

2. All exhibitors in the Youth Division must be current JRTCA members, either under a Family membership or under an individual Youth membership.

3. Youths or their families applying for a JRTCA membership at a Sanctioned Trial will be allowed to enter classes at that trial.

4. Child Handlers may handle an adult terrier or a 6-12 month old terrier. Youth Handlers may only handle an adult terrier.

5. Except in the case of an injured or ill terrier (Refer to Rule 6), Youth Handlers must handle the **SAME**

terrier, which must be an **ADULT** terrier, in all Youth Handler classes. No puppies are permitted in any

Youth Handler classes.

6. In the rare instance that a Youth Handler's dog is injured or medically unable to continue in any remaining events at a given trial, the youth may continue to compete with another dog. In this case, the following procedure is to be followed:

Prior to any terrier substitution, the Youth Handler must notify the Trial Chairperson. The Trial chairperson must see and evaluate the terrier. The youth may use another **ADULT** terrier, which must be the **SAME ADULT** terrier (no puppies allowed) used for the remaining Youth Division events. Only one terrier substitution may be made, per handler, for each trial. (In the case of the JRTCA National Trial, the three day format equals one trial.)

All placement points earned by the handler prior to the substitution will remain in place. No placement points will be earned by the handler following the substitution.

Note:

An injured or ill terrier should be attended to as soon as possible. A licensed Veterinarian or technician should be consulted at the trial site if available.

7. Terriers owned or co-owned by the judge of any Youth Division classes are not eligible. Terriers owned or co-owned by the Trial Chairperson, or any member of their household may be entered in the Youth Division.

8. Spayed or neutered terriers may be exhibited in the Youth Division.

9. Terriers competing in Youth GTG, if entered in regular GTG classes, must compete in the regular GTG class prior to competing in the Youth GTG class. Terriers competing in Youth Agility, as well as regular Agility, must compete in the class order upon which the judge decides. It is important to inform the judge that the terrier is competing in Youth Handler as well as regular classes.

10. The Sanctioned Youth Division consists of the following classes:

Child Handler-

In the Conformation ring (may not be combined with Youth Handler). Must be offered at all JRTCA Sanctioned Trials.

Youth Handler-

In the Conformation ring (may not be combined

with Child Handler). Must be offered at all JRTCA Sanctioned Trials.

Youth Working Judge's Choice-

No terrier to accompany Youth to the class. "Optional".

Youth Go-To-Ground-

Must be offered at all JRTCA Sanctioned Trials.

Youth Off-Lead/On-Lead Agility-

May choose to participate off-or on-lead. "Optional" class.

Youth Obedience-"Optional" class.

11. Placement will be made on an accumulation of points based on the following:

(1) Ability to follow directions. Brief instructions should be given prior to the start of the competition.

(2) Control and handling of terrier. Considerations will be given. (3) Encouragement of the terrier while working. (4) Knowledge of the rules and requirements of each class. (5) Awareness of class schedule and arriving on time.

(6) Prompt retrieval of the terrier after competition. (7) Having terrier ready to compete. Collar off for GTG, proper collar and leash for conformation, agility, etc. (8) Knowledge of the terrier, structure, purpose, origin, etc. (9) Checking in with the Steward and being responsible for individual score sheet. The score sheets for each individual class are to be used by the judge to calculate the class placements. The judge, at his/her discretion, may give the exhibitor his/her score sheet at the end of the class.

12. Points for placement in each individual class are as follows:

8 points = 1st place, 6 points = 2nd place, 5 points = 3rd place, 4

points = 4th place, 3 points = 5th place, 2 points = 6th place, 1 point = Participation

13. Youth Handlers are eligible for the Youth High Score/Reserve High Score.

This must be offered at all JRTCA Sanctioned Trials. The Youth High Score is awarded to the exhibitor accumulating the most points in a minimum of two classes, which must be Youth Handler and Youth GTG.

Youth Handlers may choose to participate in Youth Agility, Youth Obedience and Youth Working Judge's Choice events if offered at the trial. However, participation in these classes is not required in order for the Youth to be eligible for the High Score Award.

When Youth Handlers choose to participate in Youth Agility, Youth Obedience or Youth Working Judge's Choice events, the points accumulated by the Youth in these events must be included toward the High Score Award.

The Youth Reserve High Score is awarded to the runner-up. (That is the Youth with the second highest total points accumulated.)

A tie will be broken with the final decision made by a Conformation Judge other than the Judge of the day. The tiebreaker takes place in the conformation ring and is determined at the Judge's discretion by the exhibitor's handling/presentation of his/her terrier, by the answers to the Judge's questions, or by a combination of the two.

Note: If there is no other available Conformation Judge on the grounds, then the Judge of the day will determine the tie-breaker.

14. A judge may not judge a Youth Division class in which his or her child or youth relative participates. When this situation/conflict arises, a different judge must be selected to judge the entire class at a particular trial.

15. All questions should be referred to the Youth Sub-Committee

JRTCA Youth Division Guidelines

The following information is provided to give you and your parents some information and help in understanding the Youth Division and to answer some of your questions.

It is important to read and to know and understand the Rules in the Youth Division. When participating in the Handler, Agility, Go-To-Ground and Obedience classes, it is just as important to know and understand the rules for these individual events, too. You can find the Rules for Agility, Go-To-Ground and Obedience (as well as the Youth Division Rules) on the JRTCA website at www.terrier.com.

Child Handler & Youth Handler Classes

The Child and Youth Handler Classes are, in some ways similar to the Conformation classes. You will walk your terrier on lead around the show ring, leading the terrier on your left side. You will also need to be able to get your terrier to stand still so that the judge can get a good look at how well you present your terrier. In this class, you may offer your terrier small treats or toys to help capture its attention. The judge will be watching you in the ring to see how well you handle yourself and your terrier. Unlike the Conformation class, however, the judge is not looking at the terrier's qualifications, but rather looking at you and

how well the terrier is responding to you. When it is your turn to present your terrier to the judge, you will be asked several questions (questions that only the judge knows!) to see how much you know about the breed. You will want to be familiar with the breed standard as set by the JRTCA and some of the history that goes along with the Jack Russell Terrier.

Go-To-Ground

In the GTG class, you and your terrier will be working together in a 'simulated' hunting environment. The terrier will "go-to-ground" through a 10 foot above ground tunnel. The tunnel will have one turn in it and the terrier will find a cage with rats in it once it reaches the end. The terriers cannot actually get to the rats, but they have a good time trying! You will be shown the starting line which is two feet from the tunnel opening. All four of your terrier's feet must be behind the starting line. The judge will tell you when you can release your dog. Most of the time, the terrier will go right into the tunnel and finish, but sometimes the terrier has other things in mind and will not enter the tunnel. If this happens, don't get upset. Calmly get your terrier and show him the entrance again. If the terrier still does not cooperate, ask the judge what he or she would like you to do. Don't worry if your terrier will not do the GTG or has a slow time. The judge is not 'keeping time.' Remember, it is about working with your dog and how well the dog responds to you. The judge will then ask you some questions about GTG.

Agility

In the Youth Agility Class, your terrier will run an obstacle course following your commands. Depending on you and your terrier's skill level, you may choose to enter the On-Lead or Off-Lead class. It is important to remember that the Youth Division Agility classes are not timed. So, it is better to slow down and take each piece of equipment carefully rather than try to rush through the course. Again, the judge will be paying attention to how well you and your terrier interact with each other. How well you can give your terrier the command for an obstacle and how well the terrier responds to you, as the handler, is most important. Also, you want to encourage your terrier and let it know that it did a good job going over a jump or running through a tunnel. The judge will be watching you to see how safely you and your terrier navigate the course and the obstacles. The judge will look to see if you accept any suggestions or comments in a positive way. Once again, the judge will ask you some questions about agility.

Obedience

In the Youth Obedience Class, you will be asking your terrier to perform basic commands on lead. These commands include: heeling on lead, walking a figure eight pattern, having the terrier stand for the judge's exam, leaving your terrier and then calling him to you, a sit-stay, and a down-stay. You and your terrier will also be asked to walk a pattern chosen by and as directed by the judge. The judge will be looking at how well you and your terrier interact with each other and whether or not the terrier will perform the command you give. It is helpful if your terrier can actually perform all of these commands, but not completely necessary. Most importantly, DO NOT over correct your terrier and DO NOT punish the terrier in the ring. Like the other Youth Classes, the judge may ask you some questions about Obedience.

Youth Working Judges Choice

In the Youth Working Judges Class, is open to any youth handler age 10-16. It is judged on the Youth's knowledge of hunting and and the working terrier, and the ability to answer questions presented by a JRTCA working Judge; no terrier is to accompany the handler in this class. Questions about quarry, safety in the field, equipment, and how and why we work the Jack Russell will be discussed.

Each year, the youth can download or request a current rule book from JRTCA:

<http://www.therealjackrussell.com/download/rulebook2017.pdf>

What to expect in Child/Youth Handler Class

(based on insight from Sue Tack, parent of two JRTCA youth)

The information in this study guide is meant to be facts that you can learn at home. But don't expect the questions to always be worded the way they are in this handout. This list is meant to help you LEARN about Jack Russells and the JRTCA. Memorizing the questions does not mean you will know all the answers. Remember that you need to know how to use this information if the judge asks you to describe the breed standard, how it effects the dogs performance, describing the history of the breed, or answer questions about your terrier.

The JRTCA child and youth program is not meant to be "school". The real information about Jack Russells and the JRTCA is learned by DOING. Participation is the best way to learn about your terrier. Remember the Child and Youth HANDLER class is meant to be an opportunity to present your terrier, and your knowledge to the judge. Judges want to see you relaxed and having fun, this will help your terrier behave better too. Smile. Breathe. But, you also have to pay attention all the time. Watch the judge and your terrier. Here is a description of what happens in the youth handler class. These are some suggestions for improving your performance in the ring.

ALWAYS have a baggie in your pocket so you can pick up if your dog goes to the bathroom in the ring. Try and walk your terrier for several minutes before your class so he will have relieved himself and be relaxed for you. Practice walking your dog properly. Use correct show equipment. If you do not have a show leash and/or collar, ask an adult exhibitor if you can borrow theirs for your class. Most importantly is that the leash and collar fit your terrier and gives you control. Your leash should be held short enough that your terrier cannot pull you, and you can keep the dog walking by your LEFT side. YOU ALWAYS WANT TO KEEP THE TERRIER BETWEEN YOU AND THE JUDGE. This is so the judge can always see your terrier and you will not be blocking their view.

Be sure to keep your dog at least three dog lengths away from any other terriers. You never know if a strange dog is friendly or will get along with your terrier. You

want your dog to be focused on you. If you use a toy or a treat, don't distract other dogs or youth. Don't get so involved in playing with your terrier that you don't pay attention to where the judge is and what they want you to do. Normally you will be asked to enter the ring and walk to the right. Be sure to show your number to the steward so they can check you off and know you are in the right class. After all the exhibitors are in the ring, you will be asked to stand and wait for the judge to visit with you and see your dog individually.

While you wait your turn, have your dog stand quietly. Try not to let them sit, lay down, or be silly. You want to stand still and need to watch the judge as well as your terrier, so you will be ready for your turn. Sometimes the judge will walk up to you in line, sometimes they will be in the middle of the ring and signal for you to walk to them. They are looking to see if you know how to handle your terrier. Always walk with your terrier on your LEFT. Try and walk straight lines, with the dog going directly to and from the judge. Smile, enjoy your time to get to know the judge. Listen carefully to their questions and take the time to think about your answer. It is ok not to know all the answers or to ask the judge to explain what they want.

When the judge is done talking to you, they will ask you to walk your terrier. This is done so they can see you know how to handle your dog and so they can see its movement. Keep the dog by your side. Walk straight lines at a good speed so your dog does not run or drag behind you. Glance at the judge to make sure you are doing it like they wanted. Sometimes you walk a triangle, sometimes "down and back" (see the patterns in the diagram) When you return to the judge, or your place in the lineup, stand your dog up so the judge can look at its profile. Relax and watch the other exhibitors, pay attention to your terrier, and keep an eye on the judge and steward.

After talking to each exhibitor, and handling each dog, the judge may ask you to all walk around the ring. Be sure to keep the dog on your LEFT, so it is between you and the judge and so they can see the terrier at all times. Make your terrier walk by your side. The judge may ask you to stay in line, but move from one

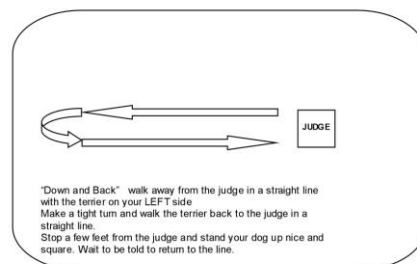
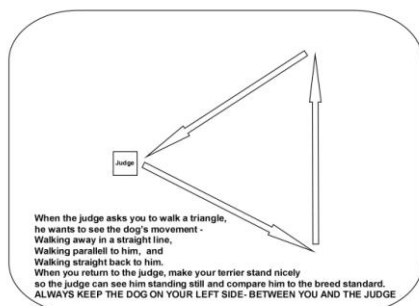
place to another. It is important that you PAY ATTENTION and FOLLOW DIRECTIONS.

Be sure to say thank you when the judge hands you a ribbon and they announce your placing. Win or lose, remember it is one person's opinion on one day and hopefully you had fun with your terrier, and learned something from the experience. Be a good sport.

Be very careful about leaving the ring. Don't let your terrier get too close to another dog when everyone is moving around. Keep your leash short and stay in control of your dog. That can be hard when you are holding your ribbon and your dog. When you go through the gate, be sure to walk clear of the entrance as there may be dogs waiting to come into the next class.

Each Judge and trial may be different. That is what makes showing fun. Don't run off right after your class, watch some of the adults show their terriers in regular conformation classes. You will learn a lot by seeing how they handle their terriers and watching the judge and how they manage the ring. Be sure to thank the trial volunteers. They appreciate hearing that you enjoyed your experience and your prize. You are an important part of JRTCA and trials and recognizing your participation is important.

Take the time to volunteer when your classes are done. Often volunteers are needed to pass out ribbons, or set up and take down equipment. Helping with an area you don't normally participate in, lets you learn new activities to do with your terrier. Enjoy meeting other kids at trials. Tell what you know about being a youth exhibitor to a new participant. The more involved you become, the more fun you will have.



About The Judges' Questions

It is important to know that THERE IS NOT A PREPARED LIST OF QUESTIONS which the judges must use. Judges can and will ask any number of questions related to the class they are judging. Some judges put more emphasis or importance on how well you handle your terrier, others place the emphasis on how well you respond to their questions, and some judges feel the importance should be placed on a combination of handling and answers to questions. Some judges ask few questions; others ask more. Judges may ask any numbers of questions which they think are important and to which they feel you should know the answer(s). You will only be asked a few questions at each trial in each class, but knowing the answers to the following questions will prepare you for almost any experience with a judge

JRTCA Youth Division

- 1. What do the initials JRTCA mean?**
A. Jack Russell Terrier Club of America
- 2. Why do we call our dog Jack Russell Terriers?**
A. They are named after the reverend John Russell.
- 3. What was the first Jack Russell's name?**
A. Trump
- 4. Where was the first Jack Russell Bred?**
A. Devon, England
- 5. Who bred the first Jack Russell?**
A. Parson John Russell
- 6. From whom did Parson Russell buy his first bitch?**
A. the milkman
- 7. Was Parson Russell a sanctioned show judge?**
A. NO
- 8 .What year was JRTCA founded?**
A.1976
- 9. Who is Ailsa Crawford?**
A. founder of JRTCA
- 10. Who founded the JRTCA?**
A. Ailsa Crawford

11. What is the motto of the Jack Russell Terrier Club of America?

A. Preserve, Protect and Work the Jack Russell Terrier

12. What types of coats do Jack Russell's have?

A. Smooth, Broken, Rough

13. What device is used to measure a Jack Russell?

A. A wicket.

14. What sizes are the wickets?

A. 10", 12 1/2" and 15"

15. What two height classes can Jack Russell's be?

A. 10" up to 12 1/2" & 12 1/2" up to 15"

16. What is a height card?

A. when two sanctioned judges have measured a terrier and agree on its height. A card is issued from the JRTCA that states the dog's official height.

17. What is the preferred bite?

A. Scissor bite (A level bite is acceptable)

18. How should a Jack Russell foot look? Why?

A. Like a cat foot – neither turning in or out For digging.

19. What color should a Jack Russell's nose be?

A. Black

20. What are some faults?

A. Shyness, Disinterest, Overly aggressive, Defects in bite, Weak jaws, Fleshy

ears, Down at the shoulder, Barrel ribs, Out at elbow, Narrow hips, Straight stifles, Weak feet, Sluggish or unsound movement, Dishing, Plaiting, Toeing, Silky or woolly coats, Too much color (less than 51% white), Shrill or weak voice, Lack of muscle or skin tone, Lack of stamina or lung reserve, Evidence of foreign blood

21. How much of the terrier must be white in color?

A. 51%

22. Why should a Jack Russell be 51% white?

A. So they can be seen easily in the field.

23. Why is an undercoat important?

A. to protect the terrier from wet, cold elements

24. What is spanning?

A. Using hands to measure around the chest

25. Why is a small chest important?

A. So the dog can enter the hole in the earth

26. Describe what a terrier's ears should look like?

A. V shaped, and small, close to the head, the point at the corner of the eye

27. Describe a Jack Russells ideal eye?

A. Almond shaped and dark in color

28. How long should a Jack Russells tail be?

A. about four inches, the length of a mans hand, so it can be used to pull the dog from the earth

29. Name three characteristics of a Jack Russell?

A. Sturdy, fearless, lively, strong and muscular, powerful, confident

30. How old must a Jack Russell be to be registered?

A. 1 year

31. Name the Jack Russell's quarry.

A. Groundhog, Red Fox, Grey Fox, Raccoon, Opossum, Badger, Nutria

32. What is the PRIME OBJECTIVE of field work with terriers?

A. To provide a pest control method that is humane, efficient, and selective to private land owners.

33. List 5 things to take hunting.

A. Water, Flashlight, Post Hole Digger, Shovel, Locator, locator Collar, first aid kit, tie out, camera, emergency contact information,

34. What is a locator box?

A. An electronic tracking device that helps you find the terriers radio collar under ground

35. Where can you hunt?

A. Private land, Only with permission of the landowner, always respectful of property and unharvested crops. If hunting on public land, only during open seasons and following federal, state and local laws for the species to be encountered

36. Do you need a license to hunt?

A. Each area is different and it is important to understand the local regulations for the area you are working.

37. What is a hunting collar?

A. an electronic device that is put on the dog to help track him underground when hunting.

38. Does a fox dig its own den?

A. No they usually dig out and enlarge other animals dens, such as groundhogs

39. Everything about a Jack Russell has fox hunting in mind. Name four traits that describe this.

A. color, conformation, character, intelligence

40. Which animal should a JRT closely resemble?

A. The red fox

41. What quarry whistles?

A. Groundhog or Marmot

42. What quarry lives near water and looks like a big rat?

A. Nutria

43. What does a working judge do?

A. Goes into the field with the dog and its owner to judge its ability to work/hunt

44. What is it called when a JRT barks and bays at the quarry while working underground?

A. Marking the quarry

45. If your terrier is entered in both youth and a regular GTG class, which one does he do first?

A. Always does the regular class first, youth last

46. How far back is the release line in G-T-G?

A. 2 feet

47. When does the time start and end in GTG?

A. when he crosses the line or sets off the tunnel timer and when he is seen reaching the quarry or sets off the end timer in the tunnel.

48. How long does the terrier have to reach the quarry in a novice GTG tunnel?

A. 1 minute

49. How long does the terrier have to work the quarry in a novice tunnel?

A. 30 seconds

50. How many turns in the Novice tunnel?

A. one

51. How long is the open GTG tunnel?

A. 30 feet

52. How long does the terrier have to get to the quarry in an open tunnel?

A. 30 seconds

53. How long does a terrier have to work the quarry in an open tunnel?

A. 1 minute

54. What is the length of the novice tunnel?

A. 10 feet

55. What is the length of the championship tunnel and number of turns?

A. 30 feet – 2 or 3 turns

56. What is the diameter of a go-to-ground tunnel?

A. 9 inches

57. Should the collar be left on the dog when entering?

A. Always remove the collar for safety and put it with the leash away from the start area so you do not get tangled up.

58. When do you leave the entrance of G-T-G and get your dog?

A. When the judge signals you to come

59. In agility is bait permitted?

A. No

60. In agility, what is a refusal?

A. When a dog commits to an obstacle, and fails to perform

61. Name three automatic refusals in agility?

A. handler touching dog or obstacle, dog eliminating (pee or poo) on course, dog leaving ring, handler using toys or bait, handler jumping or crossing any obstacle

62. How old is your terrier?

63. What type of coat does your terrier have?

64. What type of bite does your terrier have?

65. What color is your terrier?

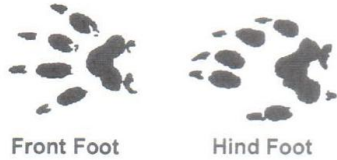
66. How tall is your terrier?

67. How old are you?

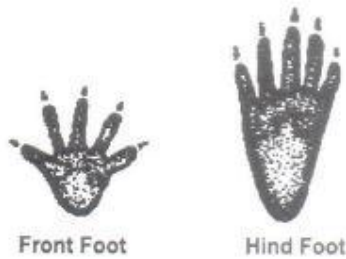
68. Where are you from? Where do you live?

KNOW YOUR QUARRY

The Woodchuck or Groundhog



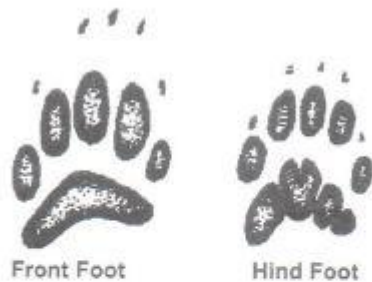
Did you know that the groundhog is a member of the squirrel family? Woodchucks prefer to live along the edges where timbered areas are bordered by open land or along fence rows. They are vegetarians eating leaves, various grasses, and field crops such as clover and alfalfa. They also like peas, beans and corn but their favorites are apples and pawpaws. At birth, the two to nine kits are naked, blind and helpless.



Raccoon

The raccoon lives in hollow trees and logs and often uses groundhog holes. They are most commonly found along stream edges, open forests, and coastal marshes. Raccoons eat fruit, berries, grasses and nuts. They also eat clams, fish, snails, mice, squirrels, rabbits and the eggs of ground-nesting birds. Most raccoon litters are born in April or in early May and consist of three to four young weighing about 2 1/2 oz. each. They are furred at birth with the typical mask across their face.

Badger



This stout shaggy animal is the largest of the weasel family. The Badger prefers open plains, farmlands and edges of woods. Two to five blind young are born in March or April. They feed on squirrels, pocket gophers, rats and mice but they are fond of rattlesnake. They are apparently unharmed by the venom, unless the snake strikes the Badger's nose. The Badger is a very vicious animal. The male Badger is larger than the female weighing usually 7 to 25 lbs.



NUTRIA

nu-tri-a (nōō' trē-ə)
coy-pu (koi' pōō)

Myocastor coypus

Nutria, *Myocastor coypus*, are large semi-aquatic rodents indigenous to South America. The original range included Argentina, Brazil, Bolivia, Chile, Paraguay and Uruguay. In the 1930's nutria were imported into Louisiana for the fur farming industry and were released, either intentionally or accidentally into the Louisiana coastal marshes. Nutria are herbivores and feed particularly on wetland plants. Nutria have caused extensive damage to Louisiana coastal wetlands due to their feeding activity.

Red Fox



The Red Fox prefers to live on the edges of forests, tilled fields, cornfields and near marshes, but they can be found on farmland, beaches, prairies, woodlands and on both alpine and arctic tundra. It takes 51 to 53 days for newborn kits to arrive. Red Fox litters may have as many as 10 kits. The Red Fox eats whatever is available including corn, berries, apples, grasses, birds—especially chickens, and mammals.



Gray Fox

The Gray Fox prefers to live among boulders, on the slopes of rocky ridges, in canyons and in open deserts. Also called a Tree Fox, the Gray Fox can climb trees. The Gray Fox seeks primarily

small mammals. It will also eat eggs, insects, birds, fruits, acorns and berries. If not using a hollow tree, the vixen may dig her den in soil or enlarge a groundhog hole. How long does a Gray Fox carry her pups or kits? 51 days. What color are the newborns? They are dark brown in color. The male fox provides the food for the entire family from the time the pups are born until they are weaned.



The Virginia Opossum

Is North America's only marsupial and lives on in the south eastern region. About the size of a house cat, it has a prehensile tail used for climbing and balance in trees. It lives in farmland and forests, eats plants and animals, especially road kill.



JACK RUSSELL CHARACTERISTICS

JRTCA Breed Standard

Characteristics



The terrier must present a lively, active and alert appearance. It should impress with its fearless and happy disposition. It should be remembered that the Jack Russell is a working terrier and should retain these instincts. Nervousness, cowardice or over-aggressiveness should be discouraged and it should always appear confident.

General Appearance

A sturdy, tough terrier, very much on its toes all the time, measuring between 10" and 15" at the withers. The body length must be in proportion to the height, and it should present a compact, balanced image, always being in solid, hard condition.

Head



Should be well balanced and in proportion to the body. The skull should be flat, of moderate width at the ears, narrowing to the eyes. There should be a defined stop but not overpronounced. The length of the muzzle from the nose to the stop should be slightly shorter than the distance from the stop to the occiput. The nose should be black. The jaw should be powerful and well boned with strongly muscled cheeks.

Eyes

Should be almond shaped, dark in color and full of life and intelligence.

Ears

Small "V" shaped drop ears carried forward close to the head and of moderate thickness.



Scissor Bite

Upper incisor teeth fit closely over lower ones, with lower canines in front of the upper.



Level

Teeth meet edge-to-edge.



Overshot

Top jaw protruding over lower jaw leaving a gap. Position of canines is also reversed.



Undershot

Lower incisors protrude beyond upper incisors leaving a gap between upper and lower canines.

Mouth

Strong teeth with the top slightly overlapping the lower. The left two bites are acceptable; the far left bite (scissor) is preferred.

Neck



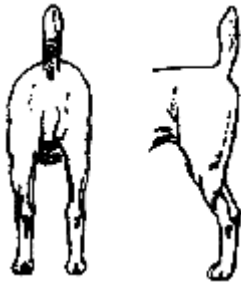
Clean and muscular, of good length, gradually widening at the shoulders.

Forequarters

The shoulders should be sloping and well laid back, fine at points and clearly cut at the withers. Forelegs should be strong and straight boned with joints in correct alignment. Elbows hanging perpendicular to the body and working free of the sides.

Body

The chest should be shallow, narrow and the front legs not too widely apart, giving an athletic, rather than heavily chested appearance. As a guide only, the chest should be small enough to be easily spanned behind the shoulders, by average sized hands, when the terrier is in a fit, working condition. The back should be strong, straight and, in comparison to the height of the terrier, give a balanced image. The loin should be slightly arched.



Hindquarters

Should be strong and muscular, well put together with good angulation and bend of stifle, giving plenty of drive and propulsion. Looking from behind, the hocks must be straight.

Feet

Round, hard padded, wide, of cat-like appearance, neither turning in nor out.

Tail

Should be set rather high, carried gaily and in proportion to body length, usually about four inches long, providing a good hand-hold.

Coat



Smooth, without being so sparse as not to provide a certain amount of protection from the elements and undergrowth. Rough or broken coated, without being woolly.

Color

White should predominate (i.e., must be more than 51% white) with tan, black, or brown markings. Brindle markings are unacceptable.

Gait

Movement should be free, lively, well coordinated with straight action in front and behind.

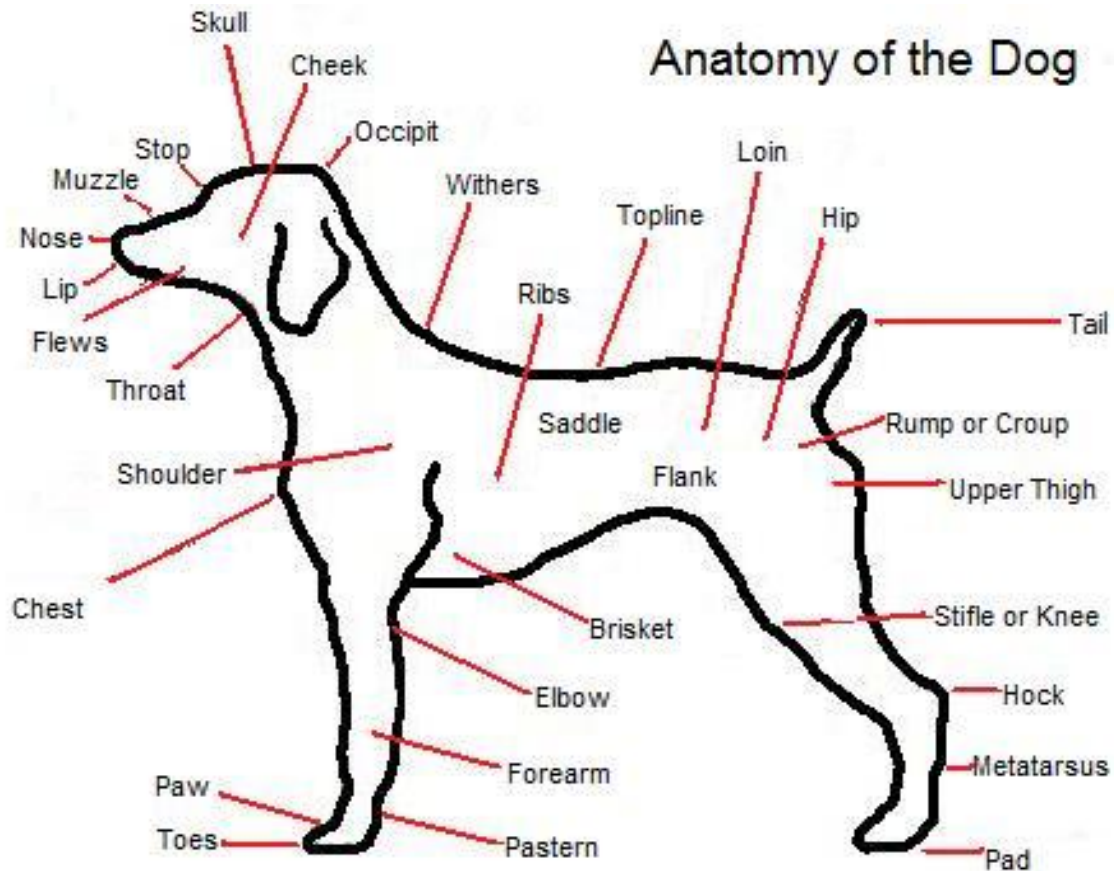
Special Notes

Old scars or injuries, the result of work or accident, should not be allowed to prejudice a terrier's chance in the show ring unless they interfere with its movement or with its utility for work or stud. A Jack Russell Terrier should not show any strong characteristics of another breed.

Faults

Shyness, Disinterest, Overly aggressive, Defects in bite, Weak jaws, Fleshy ears, Down at the shoulder, Barrel ribs, Out at elbow, Narrow hips, Straight stifles, Weak feet, Sluggish or unsound movement, Dishing, Plaiting, Toeing, Silky or woolly coats, Too much color (less than 51% white), Shrill or weak voice, Lack of muscle or skin tone, Lack of stamina or lung reserve, Evidence of foreign blood

JACK RUSSELL AND DOG ANATOMY



back - the part of the body between the loin and the withers.

brisket - the chest of the dog.

carpals - the wrist, the bones of the pastern joint.

dewclaw - the tiny, useless, fifth claw - located on the inner part of the leg above the other toes.

ear - the fleshy, often triangular appendages on the head associated with hearing.

flews - the hanging part of the dog's upper lips.

forearms - The parts of the forelegs between the elbow and the pastern.

forefoot - the front feet.

hindfoot - the back feet.

hips - the joints at the uppermost part of the hindlegs.

hock - the bones that form the ankle/heel of the dog.

loin - the parts of the body located on both sides of the backbone between the ribs and the hips.

muzzle - the front parts of the jaws.

nose - the tip of the muzzle.

pastern - the part of the leg below the carpals (wrist) of the front leg or below the hock of the hind leg.

ruff - the long, thick hair that grows around the neck.

shoulder - the joint at the uppermost part of the forelegs.

stifle - the dog's knee, located on the hind leg above the ankle.

stop - the indented part of the skull between the eyes.

tail - the hind-most part of the backbone, set on the rump.

thigh - the upper part of the hind leg.

withers - the top of the shoulders, just behind the neck.

The Jack Russell Terrier: A Working Dog

The Jack Russell is a happy, bold, energetic dog; they are extremely loyal, intelligent and assertive. Their greatest attribute is their working ability, closely followed by their excellent qualities as a companion. A Jack Russell can be equally contented bolting a fox or chasing a toy in your living room, or equally adept at killing a sock in the living room or a rat in your barn. Their funny antics will continually amuse you, their intelligence seems to know no bounds and their assertive nature and boundless energy can at times be overwhelming. **Review our [Pictorial Guide to the Jack Russell Terrier](#).**

The unique personality of this feisty little terrier is capturing the hearts of many, but [they are not a dog for everyone](#).

A Hunting Dog

While adaptable to a variety of environments, they are first and foremost bred to be [hunting dogs](#). City or apartment living, or a confined or sedate lifestyle, do not meet the needs of a Jack Russell. These little dogs require what may seem to be an extraordinary amount of human attention, outdoor activity, exercise, discipline and an understanding and acceptance of their hunting nature. They have been known to train their owners more often than not.

Jack Russells can be very aggressive with other dogs, and in fact more than two should never be kept together unattended. There have been many instances of terriers being hurt, even killed, by their fellow terriers; even young pups over the age of eight weeks must be carefully monitored. It is imperative that prospective Jack Russell owners understand this part of the terrier's nature. Special



pigs, etc.

It is said that the courage of the Jack Russell is never in doubt; surely a true statement, as they have often been known to take on an adversary twice (or more) their size. They require firm, consistent, responsible handling; they are very intelligent, determined and bold (sometimes to the point of abandon, which could be fatal).

While outdoor activity and exercise is essential, the Jack Russell should never be permitted to roam unattended, even in the most remote country setting. The Jack Russell is, above



facilities and handling are absolutely necessary when owning a Jack Russell, and especially when owning two or more Jack Russells. Their natural hunting instinct also brings out aggression towards other small animals such as cats, gerbils, guinea

all, a hunting dog- and will go to ground at every given opportunity, to any quarry-they are afraid of nothing. Many a Jack Russell has been known to stay in an active earth for days, even weeks, without food or water because of the strong instinct bred into them to stay with their quarry. It can be very frightening experience to lose your terrier and an impossible situation to the untrained owner inexperienced in earthwork; the results could be tragic.

A Family Pet

The Jack Russell can make a terrific family pet, and gets along well with well behaved children. One of the Jack Russell's most surprising qualities is a kind and gentle nature. He is usually friendly with small children, provided the child understands how to properly handle the terrier. Having the natural assertive terrier characteristics, however, the Jack Russell **will not put up with even unintended abusive nature from a child**. This should be carefully considered, particularly with children under the age of six.



The Jack Russell has been a popular breed in England for many years, and is now attracting a variety of followers with varied interests in this country and other countries around the world. The [JRTCA](#) strongly encourages all those interested in the breed to thoroughly study all aspects of the Jack Russell, its special characteristics and needs, and to make a careful evaluation of whether this unique little dog will fit into your lifestyle.

The Jack Russell does require special handling, and there is [special information](#) to determine if the Jack Russell Terrier is the right dog for you.

The Jack Russell is a very special breed; it has been kept sound, functional, intelligent and relatively unchanged because of responsible people who have cared about its heritage. The major goal and purpose of the JRTCA is to maintain the Jack Russell as the wonderful working terrier that it has been for more than 100 years. The real future of the Jack Russell, however, depends on all owners and breeders, who will hopefully share the JRTCA's dedication to preserving the Jack Russell Terrier as the sound working breed it has been for many generations and for many more generations yet to come!

PRACTICE QUESTIONS & ANSWERS

(PRINT OFF THESE PAGES AS PRACTICE STUDY PAGES)

1. What do the initials JRTCA mean?
2. Why do we call our dog Jack Russell Terriers?
3. What was the first Jack Russell's name?
4. Where was the first Jack Russell Bred?
5. Who bred the first Jack Russell?
6. From whom did Parson Russell buy his first bitch?
7. Was Parson Russell a sanctioned show judge?
8. What year was JRTCA founded?
9. Who is Ailsa Crawford?
10. Who founded the JRTCA?
11. What is the motto of the Jack Russell Terrier Club of America?
12. What types of coats do Jack Russell's have?
13. What device is used to measure a Jack Russell?
14. What sizes are the wickets?
15. What two height classes can Jack Russell's be?
16. What is a height card?
17. What is the preferred bite?
18. How should a Jack Russell foot look? Why?
19. What color should a Jack Russell's nose be?
20. What are some faults?
21. How much of the terrier must be white in color?

22. Why should a Jack Russell be 51% white?
23. Why is an undercoat important?
24. What is spanning?
25. Why is a small chest important?
26. Describe what a terrier's ears should look like?
27. Describe a Jack Russell's ideal eye?
28. How long should a Jack Russell's tail be?
29. Name three characteristics of a Jack Russell?
30. How old must a Jack Russell be to be registered?
31. Name the Jack Russell's quarry.
32. What is the PRIME OBJECTIVE of field work with terriers?
33. List 5 things to take hunting.
34. What is a locator box?
35. Where can you hunt?
36. Do you need a license to hunt?
37. What is a hunting collar?
38. Does a fox dig its own den?
39. Everything about a Jack Russell has fox hunting in mind. Name four traits that describe this.
40. Which animal should a JRT closely resemble?
41. What quarry whistles?
42. What quarry lives near water and looks like a big rat?
43. What does a working judge do?

44. What is it called when a JRT barks and bays at the quarry while working underground?
45. If your terrier is entered in both youth and a regular GTG class, which one does he do first?
46. How far back is the release line in G-T-G?
47. When does the time start and end in GTG?
48. How long does the terrier have to reach the quarry in a novice GTG tunnel?
49. How long does the terrier have to work the quarry in a novice tunnel?
50. How many turns in the Novice tunnel?
51. How long is the open GTG tunnel?
52. How long does the terrier have to get to the quarry in an open tunnel?
53. How long does a terrier have to work the quarry in an open tunnel?
54. What is the length of the novice tunnel?
55. What is the length of the championship tunnel and number of turns?
56. What is the diameter of a go-to-ground tunnel?
57. Should the collar be left on the dog when entering?
58. When do you leave the entrance of G-T-G and get your dog?
59. In agility is bait permitted?
60. In agility, what is a refusal?
61. Name three automatic refusals in agility?

ANSWERS TO PRACTICE QUESTIONS

1. Jack Russell Terrier Club of America
2. They are named after the reverend John Russell.
3. Trump
4. Devon, England
5. Parson John Russell
6. the milkman
7. NO
- 8.1976
9. founder of JRTCA
10. Ailsa Crawford
11. Preserve, Protect and Work the Jack Russell Terrier
12. Smooth, Broken, Rough
13. A wicket.
14. 10", 12 1/2" and 15"
15. 10" up to 12 1/2" & 12 1/2" up to 15"
16. when two sanctioned judges have measured a terrier and agree on its height. A card is issued from the JRTCA that states the dogs official height.
17. Scissor bite (A level bite is acceptable)
18. Like a cat foot – neither turning in or out For digging.
19. Black

20. Shyness, Disinterest, Overly aggressive, Defects in bite, Weak jaws, Fleshy ears, Down at the shoulder, Barrel ribs, Out at elbow, Narrow hips, Straight stifles, Weak feet, Sluggish or unsound movement, Dishing, Plaiting, Toeing, Silky or woolly coats, Too much color (less than 51% white), Shrill or weak voice, Lack of muscle or skin tone, Lack of stamina or lung reserve, Evidence of foreign blood

21. 51%

22. So they can be seen easily in the field.

23. to protect the terrier from wet, cold elements

24. Using hands to measure around the chest

25. So the dog can enter the hole in the earth

26. V shaped, and small, close to the head, the point at the corner of the eye

27. Almond shaped and dark in color

28. about four inches, the length of a mans hand, so it can be used to pull the dog from the earth

29. Sturdy, fearless, lively, strong and muscular, powerful, confident

30. 1 year

31. Groundhog, Red Fox, Grey Fox, Raccoon, Opossum, Badger, Nutria

32. To provide a pest control method that is humane, efficient, and selective to private land owners.

33. Water, Flashlight, Post Hole Digger, Shovel, Locator, locator Collar, first aid kit, tie out, camera, emergency contact information,

34. An electronic tracking device that helps you find the terriers radio collar under ground

35. Private land, Only with permission of the landowner, always respectful of property and unharvested crops. If hunting on public land, only during open seasons and following federal, state and local laws for the species to be encountered

36. Each area is different and it is important to understand the local regulations for the area you are working.

37. an electronic device that is put on the dog to help track him underground when hunting

38. No they usually dig out and enlarge other animals dens, such as groundhogs

39. color, conformation, character, intelligence

40. The red fox

41. Groundhog or Marmot

42. Nutria

43. Goes into the field with the dog and its owner to judge its ability to work/hunt

44. Marking the quarry

45. Always does the regular class first, youth last

46. 2 feet

47. when he crosses the line or sets off the tunnel timer and when he is seen reaching the quarry or sets off the end timer in the tunnel.

48. 1 minute

49. 30 seconds

50. one

51. 30 feet

52. 30 seconds

53. 1 minute

54. 10 feet

55. 30 feet – 2 or 3 turns

56. 9 inches

57. Always remove the collar for safety and put it with the leash away from the start area so you do not get tangled up.

58. When the judge signals you to come

59. No

60. When a dog commits to an obstacle, and fails to perform

61. handler touching dog or obstacle, dog eliminating (pee or poo) on course, dog leaving ring, handler using toys or bait, handler jumping or crossing any obstacle